



Panoramic Digital Health



Activate User Account




Last Update 05 April 2025



Activation Email

- After completing site initiation, you will receive an email activation link to set up your account.
- This account gives you access to the Panoramic Wearable Platform, used for managing data collection with the Panoramic bracelet.
- Click on the link to set your password. You have 72h to do this before the link expires.
- If you don't receive the email, check your Spam folder.

PDH account activation link ▶ Inbox x 🖨 ✉

 **Panoramic Digital Health** <gcp.admin@panoramicdigitalhealth.com> 10:43 (0 minutes ago) ☆ 😊 ↶ ⋮

Welcome to Panoramic Digital Health Platform

You are invited to sign up to the Panoramic Wearable Platform. To activate your account please click on the following button (this invitation will expire in 72 hours):

[ACTIVATE NOW](#)

If the link does not work, copy and paste the following into your web browser:

```
https://preprod.panoramicdigitalhealth.com/v2/#/activate?token=eyJ0eXAiOiJKV1QiLCJhbGciOiJIUzI1NiJ9.eyJpc3MiOiJhdXRoMCIsImNvdW50ZXIiOiJhbnV4cC16MTc0MzkyODk5NiwiZW1haWwiOiJrYXR1cm1jbG9pc2h6Z21haWwoY29tIn8.c1FRt1ALDn1NmXK7P0IHieZ7hZxulrduyUe4B2_gmRI
```

This is a send-only email address. Replies to this message will not be read or answered.

We look forward to collaborating with you, The Panoramic Team.



Set your Password

Set your password using the guidelines provided.

Activate account

Password

8 characters, at least 3 of lowercase, 1 uppercase, 1 number and 1 special character

Confirm Password

Activate account



Access to Webapp

You can now use your email and password to access the Panoramic web app.

- The webapp is used to **Upload Data** from the bracelet to the central storage.

Use the project name provided to you to return to this page or bookmark it for quick access





Access to Study User App

You can now use the same email and password to access the Panoramic Study User mobile phone app.

The Study User app is used to **Activate a bracelet.**

The first time you login, check the Settings. The environment should match the project name provided for your project.

Login

Email
studyuser@panoramicdigitalhealth.cc

Remember email

Password
.....

Login

0.0.46



Access to Study User App

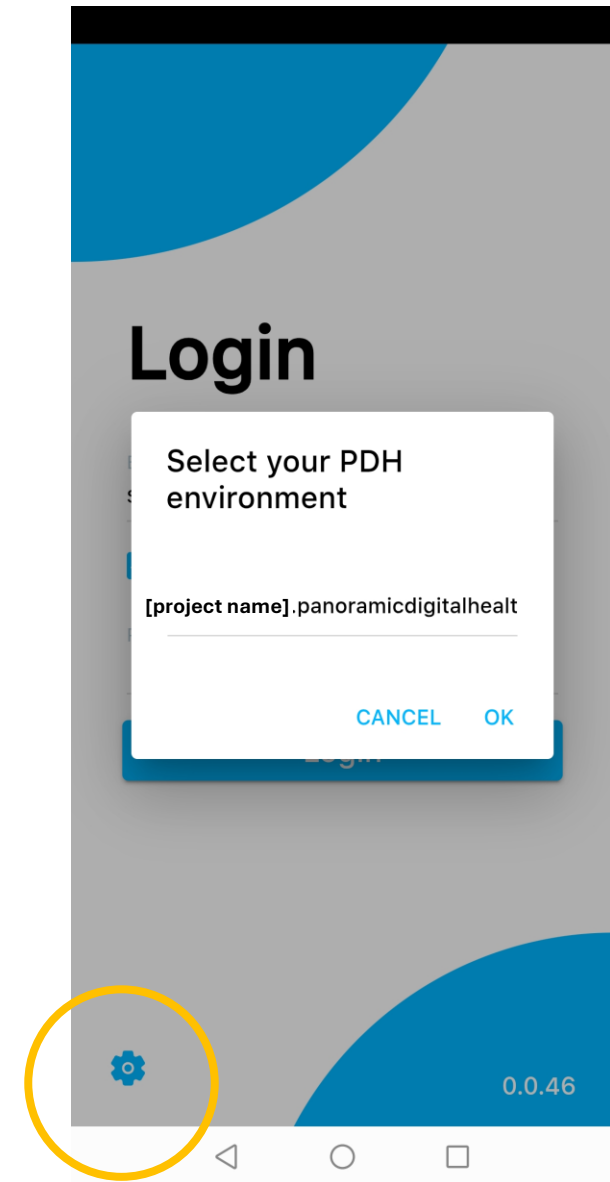
If you can not login with your username and password, please check the app is connected to the correct environment.

[project name].panoramicdigitalhealth.com

If it is incorrect, you should change the project name by just typing [project name].

You do not need to enter the full address.

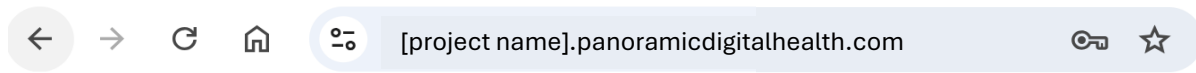
This will be remembered for all subsequent logins.





Manage your Password

If you forget your password, go to the webapp where you will be able to request a link to reset it.



Email

Password

LOGIN

LOST PASSWORD ?

If you think your account may be compromised, you can login and select “Change Password” to modify your password.